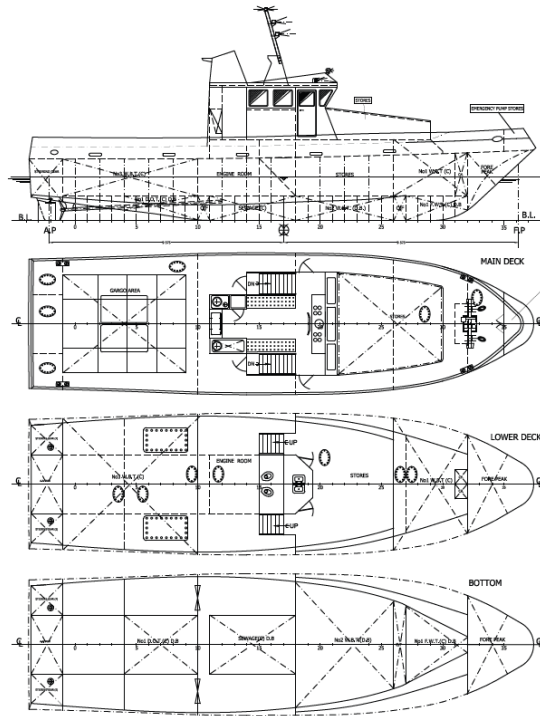




GENERAL ARRANGEMENT CARGO LAUNCH BOAT "GEORGIOS"



ΕΠΙΧΕΙΡΗΣΗ ΚΑΙ ΑΡΧΙΤΕΚΤΟΝΗΣΗ
ΣΤΕ 09110020
ΕΠΙΧΕΙΡΗΣΗ ΚΑΙ ΑΡΧΙΤΕΚΤΟΝΗΣΗ
ΕΠΙΧΕΙΡΗΣΗ ΚΑΙ ΑΡΧΙΤΕΚΤΟΝΗΣΗ

ΑΡΧΙΤΕΚΤΟΝΗΣΗ Α. ΑΝΤΩΝΙΟΥ
ΡΥΤΗΛΑ, ΝΑΥΤΙΚΗ ΓΕΩΜΕΤΡΙΑ
Α.Π.Φ. 1177 Α.Π.Ε.Π. 046
ΠΕΡΙΣΤΡΟΦΗ ΚΑΙ ΚΑΤΑΣΤΡΟΦΗ
ΕΠΙΧΕΙΡΗΣΗ ΚΑΙ ΑΡΧΙΤΕΚΤΟΝΗΣΗ

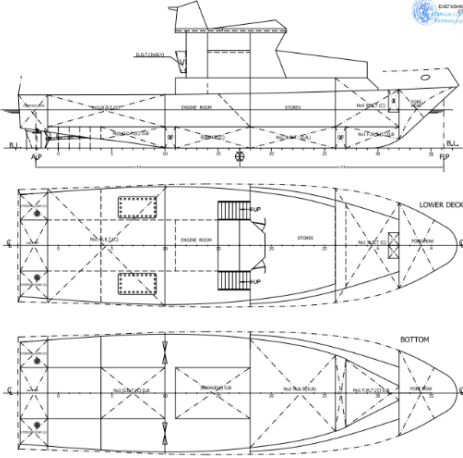
PRINCIPAL PARTICULARS

LENGTH (O.A.) 20,700 M
 LENGTH (B.P.) 19,150 M
 LENGTH (O.A.) AT GULLS & DECK 19,950 M
 BREADTH (MID) 5,800 M
 DEPTH (MID) 2,560 M
 DRAFT (MID) 1,766 M
 DRAFT (SCANTLING) 1,800 M
 FRAME SPACING 6,300 M

ΕΠΙΧΕΙΡΗΣΗ ΚΑΙ ΑΡΧΙΤΕΚΤΟΝΗΣΗ
ΕΠΙΧΕΙΡΗΣΗ ΚΑΙ ΑΡΧΙΤΕΚΤΟΝΗΣΗ

NAME OF SHIP : GEORGIOS
 TYPE OF SHIP : CARGO LAUNCH BOAT
 ARRANGEMENT : GENERAL ARRANGEMENT

CAPACITY PLAN CARGO LAUNCH BOAT "GEORGIOS"



WATER BALLAST TANKS CAPACITY

NO.	TYPE	LENGTH	WIDTH	DEPTH	100%	75%	50%	25%
1	1	10,000	5,800	2,560	1,414	1,061	707	354
2	1	10,000	5,800	2,560	1,414	1,061	707	354
3	1	10,000	5,800	2,560	1,414	1,061	707	354
4	1	10,000	5,800	2,560	1,414	1,061	707	354
5	1	10,000	5,800	2,560	1,414	1,061	707	354
6	1	10,000	5,800	2,560	1,414	1,061	707	354
7	1	10,000	5,800	2,560	1,414	1,061	707	354
8	1	10,000	5,800	2,560	1,414	1,061	707	354
9	1	10,000	5,800	2,560	1,414	1,061	707	354
10	1	10,000	5,800	2,560	1,414	1,061	707	354
11	1	10,000	5,800	2,560	1,414	1,061	707	354
12	1	10,000	5,800	2,560	1,414	1,061	707	354
13	1	10,000	5,800	2,560	1,414	1,061	707	354
14	1	10,000	5,800	2,560	1,414	1,061	707	354
15	1	10,000	5,800	2,560	1,414	1,061	707	354
16	1	10,000	5,800	2,560	1,414	1,061	707	354
17	1	10,000	5,800	2,560	1,414	1,061	707	354
18	1	10,000	5,800	2,560	1,414	1,061	707	354
19	1	10,000	5,800	2,560	1,414	1,061	707	354
20	1	10,000	5,800	2,560	1,414	1,061	707	354
21	1	10,000	5,800	2,560	1,414	1,061	707	354
22	1	10,000	5,800	2,560	1,414	1,061	707	354
23	1	10,000	5,800	2,560	1,414	1,061	707	354
24	1	10,000	5,800	2,560	1,414	1,061	707	354
25	1	10,000	5,800	2,560	1,414	1,061	707	354
26	1	10,000	5,800	2,560	1,414	1,061	707	354
27	1	10,000	5,800	2,560	1,414	1,061	707	354
28	1	10,000	5,800	2,560	1,414	1,061	707	354
29	1	10,000	5,800	2,560	1,414	1,061	707	354
30	1	10,000	5,800	2,560	1,414	1,061	707	354
31	1	10,000	5,800	2,560	1,414	1,061	707	354
32	1	10,000	5,800	2,560	1,414	1,061	707	354
33	1	10,000	5,800	2,560	1,414	1,061	707	354
34	1	10,000	5,800	2,560	1,414	1,061	707	354
35	1	10,000	5,800	2,560	1,414	1,061	707	354
36	1	10,000	5,800	2,560	1,414	1,061	707	354
37	1	10,000	5,800	2,560	1,414	1,061	707	354
38	1	10,000	5,800	2,560	1,414	1,061	707	354
39	1	10,000	5,800	2,560	1,414	1,061	707	354
40	1	10,000	5,800	2,560	1,414	1,061	707	354
41	1	10,000	5,800	2,560	1,414	1,061	707	354
42	1	10,000	5,800	2,560	1,414	1,061	707	354
43	1	10,000	5,800	2,560	1,414	1,061	707	354
44	1	10,000	5,800	2,560	1,414	1,061	707	354
45	1	10,000	5,800	2,560	1,414	1,061	707	354
46	1	10,000	5,800	2,560	1,414	1,061	707	354
47	1	10,000	5,800	2,560	1,414	1,061	707	354
48	1	10,000	5,800	2,560	1,414	1,061	707	354
49	1	10,000	5,800	2,560	1,414	1,061	707	354
50	1	10,000	5,800	2,560	1,414	1,061	707	354
51	1	10,000	5,800	2,560	1,414	1,061	707	354
52	1	10,000	5,800	2,560	1,414	1,061	707	354
53	1	10,000	5,800	2,560	1,414	1,061	707	354
54	1	10,000	5,800	2,560	1,414	1,061	707	354
55	1	10,000	5,800	2,560	1,414	1,061	707	354
56	1	10,000	5,800	2,560	1,414	1,061	707	354
57	1	10,000	5,800	2,560	1,414	1,061	707	354
58	1	10,000	5,800	2,560	1,414	1,061	707	354
59	1	10,000	5,800	2,560	1,414	1,061	707	354
60	1	10,000	5,800	2,560	1,414	1,061	707	354
61	1	10,000	5,800	2,560	1,414	1,061	707	354
62	1	10,000	5,800	2,560	1,414	1,061	707	354
63	1	10,000	5,800	2,560	1,414	1,061	707	354
64	1	10,000	5,800	2,560	1,414	1,061	707	354
65	1	10,000	5,800	2,560	1,414	1,061	707	354
66	1	10,000	5,800	2,560	1,414	1,061	707	354
67	1	10,000	5,800	2,560	1,414	1,061	707	354
68	1	10,000	5,800	2,560	1,414	1,061	707	354
69	1	10,000	5,800	2,560	1,414	1,061	707	354
70	1	10,000	5,800	2,560	1,414	1,061	707	354
71	1	10,000	5,800	2,560	1,414	1,061	707	354
72	1	10,000	5,800	2,560	1,414	1,061	707	354
73	1	10,000	5,800	2,560	1,414	1,061	707	354
74	1	10,000	5,800	2,560	1,414	1,061	707	354
75	1	10,000	5,800	2,560	1,414	1,061	707	354
76	1	10,000	5,800	2,560	1,414	1,061	707	354
77	1	10,000	5,800	2,560	1,414	1,061	707	354
78	1	10,000	5,800	2,560	1,414	1,061	707	354
79	1	10,000	5,800	2,560	1,414	1,061	707	354
80	1	10,000	5,800	2,560	1,414	1,061	707	354
81	1	10,000	5,800	2,560	1,414	1,061	707	354
82	1	10,000	5,800	2,560	1,414	1,061	707	354
83	1	10,000	5,800	2,560	1,414	1,061	707	354
84	1	10,000	5,800	2,560	1,414	1,061	707	354
85	1	10,000	5,800	2,560	1,414	1,061	707	354
86	1	10,000	5,800	2,560	1,414	1,061	707	354
87	1	10,000	5,800	2,560	1,414	1,061	707	354
88	1	10,000	5,800	2,560	1,414	1,061	707	354
89	1	10,000	5,800	2,560	1,414	1,061	707	354
90	1	10,000	5,800	2,560	1,414	1,061	707	354
91	1	10,000	5,800	2,560	1,414	1,061	707	354
92	1	10,000	5,800	2,560	1,414	1,061	707	354
93	1	10,000	5,800	2,560	1,414	1,061	707	354
94	1	10,000	5,800	2,560	1,414	1,061	707	354
95	1	10,000	5,800	2,560	1,414	1,061	707	354
96	1	10,000	5,800	2,560	1,414	1,061	707	354
97	1	10,000	5,800	2,560	1,414	1,061	707	354
98	1	10,000	5,800	2,560	1,414	1,061	707	354
99	1	10,000	5,800	2,560	1,414	1,061	707	354
100	1	10,000	5,800	2,560	1,414	1,061	707	354


STORAGE TANK CAPACITY

NO.	TYPE	LENGTH	WIDTH	DEPTH	100%	75%	50%	25%
1	1	10,000	5,800	2,560	1,414	1,061	707	354
2	1	10,000	5,800	2,560	1,414	1,061	707	354
3	1	10,000	5,800	2,560	1,414	1,061	707	354
4	1	10,000	5,800	2,560	1,414	1,061	707	354
5	1	10,000	5,800	2,560	1,414	1,061	707	354
6	1	10,000	5,800	2,560	1,414	1,061	707	354
7	1	10,000	5,800	2,560	1,414	1,061	707	354
8	1	10,000	5,800	2,560	1,414	1,061	707	354
9	1	10,000	5,800	2,560	1,414	1,061	707	354
10	1	10,000	5,800	2,560	1,414	1,061	707	354
11	1	10,000	5,800	2,560	1,414	1,061	707	354
12	1	10,000	5,800	2,560	1,414	1,061	707	354
13	1	10,000	5,800	2,560	1,414	1,061	707	354
14	1	10,000	5,800	2,560	1,414	1,061	707	354
15	1	10,000	5,800	2,560	1,414	1,061	707	354
16	1	10,000	5,800	2,560	1,414	1,061	707	354
17	1	10,000	5,800	2,560	1,414	1,061	707	354
18	1	10,000	5,800	2,560	1,414	1,061		

MAIN DATA

GENERAL INFO

SHIP'S NAME	GEVRGIOS
TYPE OF VESSEL	CARGO LAUNCH BOAT
FUNCTIONS	UNDERWATER SERVICES / TRANSFER SERVICES
LENGTH	20.70 m
BREADTH	5.80 m
DEPTH	2.56 m
GROSS TONNAGE	24.74
YEAR OF BUILT	2000
FLAG	GREECE
CLASS	INSB
MAX SPEED	13 kn
MAIN ENGINE	2 CATERPILLAR 3406 TA
HORSEPOWER R	2x275 Hp
PROPULSION	2 FIXED PROPELLERS



TECHNICAL FEATURES

- HYDRAULIC POWER PACK FOR UNDERWATER TOOLS
- HYDRAULIC WINCH
- SMALL CRANE WITH LIFT CAPABILITIES UP TO 500 kg
- GENSET 60 KVA
- POWER SOURCE 440V, 380V, 230V, 24V, 12V
- ALARM SYSTEM
- FIRE FIGHTING SYSTEM
- DECK AREA FORE 16 m², AFT 36 m²
- CARGO TRANSFER CAPABILITIES UP TO 70 Tn

